

www.ankle-arthroscopy.co.uk

Ankle Arthroscopy

HOME

PATIENTS' SITE

SURGEONS' SITE

VIDEOS

ABOUT SIMON MOYES

CONTACT

LINKS



Ankle Arthroscopy Website

Simon Moyes specialises in keyhole – or arthroscopic – surgery. This site is dedicated to conditions of the ankle joint that are treated by Simon. Patients can find all the information they need about some of the more common ankle problems, while surgeons and medical professionals can find an up-to-date medical resource for those involved in or studying ankle arthroscopy.

Quick Search

Go straight to the specific page you are looking for by using the drop down below:

Specific Condition

Search Site

Go

Patients' Site

An outline of common ankle problems, with information about how the injury / ailment feels, what surgery is likely and the projected recovery time.

[Click here for the Patients' Site](#)

Surgeons' Site

An in-depth resource about all aspects of ankle arthroscopy for medical professionals. Contains highly-referenced documentation of the procedure, citing examples from the early history to current findings.

[Click here for the Surgeons' Site](#)



Arthroscopic Debridement & Arthroscopic Fusion

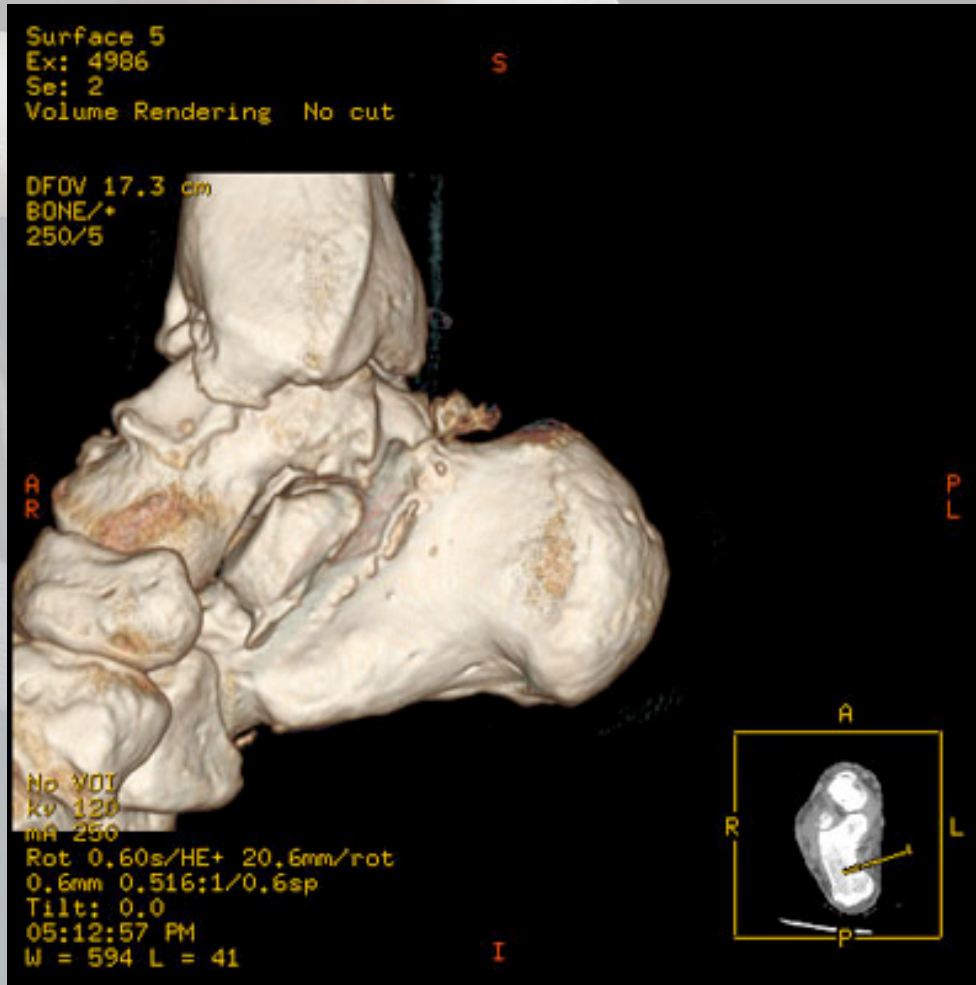
Presented by Mr Simon Moyes

A photograph showing a person's ankle being held by a hand wearing a white surgical glove. The ankle is positioned over a white surface, likely a sterile drape. The text "Arthroscopic Debridement" is overlaid in a black serif font across the center of the image.

Arthroscopic Debridement

ankle-arthroscopy.co.uk

Articular Surface Defects



Degenerative Diseases



- Primary and secondary osteoarthritis can be treated arthroscopically.
- Cheng and Ferkel (87) in 1998 showed that arthroscopic debridement for ankle and subtalar degenerative disease can provide an interim alternative to arthrodesis or ankle replacement, with removal of impinging osteophytes and loose bodies being treated effectively with arthroscopy.

Theatre Set-Up



- Posterolateral Irrigation
- Large Joint Shavers
- Image Intensifier
- Large Fragment AO Cannulated Screws

Loose Bodies




- Primary and secondary osteoarthritis can be treated arthroscopically.
- Cheng and Ferkel (87) in 1998 showed that arthroscopic debridement for ankle and subtalar degenerative disease can provide an interim alternative to arthrodesis or ankle replacement, with removal of impinging osteophytes and loose bodies being treated effectively with arthroscopy.


Osteophytes

- Pre Op 3-D CT Takao M et al, 2004
- 77% good or excellent^x results with Grade 1 diseases
- Plain lateral X-Ray insufficient

Video : Loose Body Removal



Video : Tibial Spur



www.ankle-arthroscopy.co.uk

Ankle Arthroscopy

[HOME](#) [PATIENTS' SITE](#) [SURGEONS' SITE](#) [VIDEOS](#) [ABOUT SIMON MOYES](#) [CONTACT](#) [LINKS](#)



Ankle Arthroscopy Website

Simon Moyes specialises in keyhole – or arthroscopic – surgery. This site is dedicated to conditions of the ankle joint that are treated by Simon. Patients can find all the information they need about some of the more common ankle problems, while surgeons and medical professionals can find an up-to-date medical resource for those involved in or studying ankle arthroscopy.

Quick Search

Go straight to the specific page you are looking for by using the drop down below:

Specific Condition

Search Site

Patients' Site

An outline of common ankle problems, with information about how the injury / ailment feels, what surgery is likely and the projected recovery time.
[Click here for the Patients' Site](#)

Surgeons' Site

An in-depth resource about all aspects of ankle arthroscopy for medical professionals. Contains highly-referenced documentation of the procedure, citing examples from the early history to current findings.
[Click here for the Surgeons' Site](#)

Simon Moyes | Medico-legal © Simon Moyes 2007 | [sitemap](#) | [disclaimer](#)

oscopy.co.uk